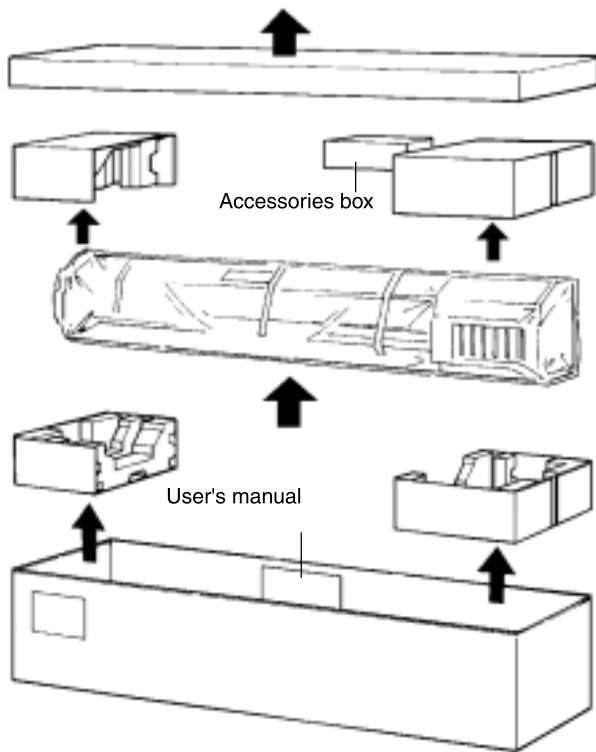


FJ-52/42 Roland

Unpacking and Repacking

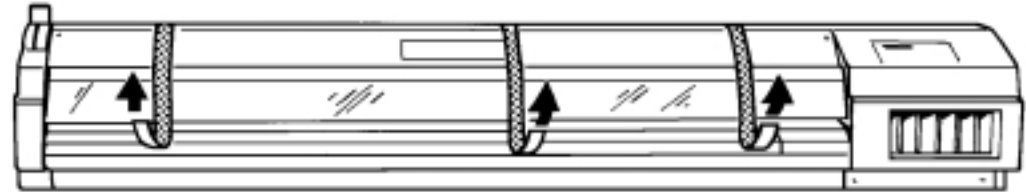
How to Unpack the FJ-52/42

1 The packings will be needed if you must repackage the product. Please do not throw them away.



CAUTION Unpacking, installation, and moving must be carried out by two or more persons. Failure to do so may result in falling of the unit, leading to injury.

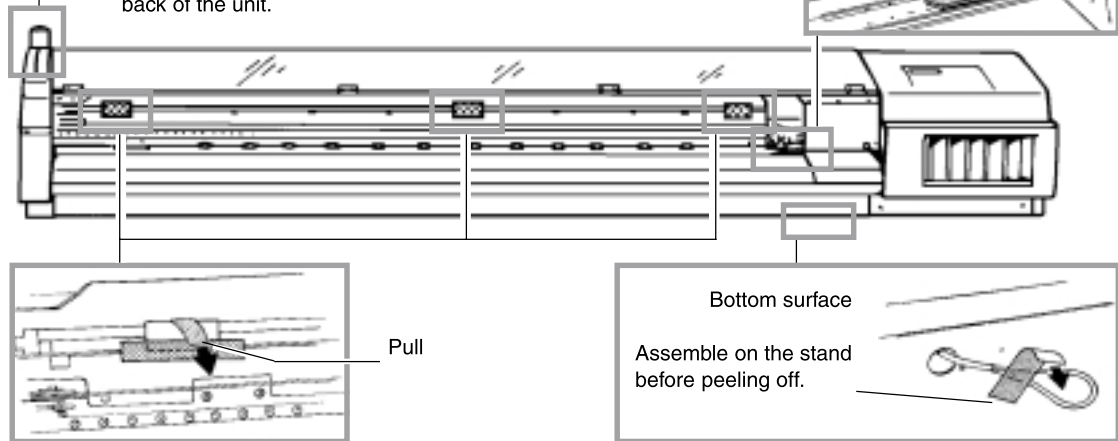
2



3

When repackaging, move the sheet loading lever toward the back of the unit.

The clasp and screw will be needed if you must repackage the product. Please do not throw them away.



How to Repack the FJ-52/42

Please be sure to remove ink as described in the section "When Moving the Unit...." in the FJ-52/42 user's manual. Then, repackage the machine in the reverse order of this procedure.